







MOTIVE POWER INDUSTRY OP SHEET C







OP	010	MODEL	PD-30D	ASSY. NO.		PAGE	1 / 5		
				NO	OP INSTRUCTION	REMARK			
<div style="display: flex; flex-wrap: wrap;"> <div style="width: 50%; text-align: center;">  </div> <div style="width: 50%; text-align: center;">  </div> <div style="width: 50%; text-align: center;">  </div> <div style="width: 50%; text-align: center;">  </div> </div>				1	TO PUT PART 2 ON THE UPPER OF HANDLEBAR SECURED VIA THE LH/RH SIDE OF PART 1			OPEN WRENCH 12x14	
				NO	PART NO	Q'TY	DESCRIPTION	SPEC.	REMARK
				1	P1616002000	1	BACK MIRROR		
				2	P1616011000	1	CONNECTING ROD, RR MIRROR		
				3	C1402500000	1	AXLE FR WHEEL		
				4	C14033020001	1	FRT CALIPER ASSY	FOR 10" RIM	
				5	C140C5000001	1	FRT BRAKE DISK	DIA =180 MM	
				6	C1443011000	1	BEARING BASE		
				7	C1544040000	1	SPEED METER CABLE CLIP		
				8	C1544050000	1	SPEED METER CABLE CLIP		RIGHT SIDE
				9	E1461121000	1	SPRING		
10	P0401100600H	1	FRT WHEEL ASSY	10" RIM	BLACK				

MOTIVE POWER INDUSTRY OP SHEET C

OP	020	MODEL	PD-30D	ASSY. NO.		PAGE	2 / 5
				NO	OP INSTRUCTION	REMARK	
<div style="display: flex; flex-wrap: wrap;"> <div style="width: 50%; text-align: center;">  <p>BROWN POWER CORD PINK POWER CORD</p> </div> <div style="width: 50%; text-align: center;">  <p>1</p> </div> <div style="width: 50%; text-align: center;">  <p>2</p> </div> <div style="width: 50%; text-align: center;">  <p>3</p> </div> <div style="width: 50%; text-align: center;">  <p>2</p> </div> <div style="width: 50%; text-align: center;">  <p>HEAD LAMP FIX BOLT</p> </div> </div>				1	a.TO MOVE THE RH/LH SIGNAL LAMP POWER CORD AT THE FIXING BOLT LOWER OF FR RACK b.PINK POWER CORD AT THE BODY LH SIDE, BROWN POWER CORD AT THE BODY RH SIDE		
				2	a.TO RELEASE PART 2 b.TO PUT PART 3 AT THE FR FIXED POSITION AT BODY c.THEN, TO SECURE PART 3 VIA PART 2 AT THE BOTH SIDE OF BODY , BUT NOT FASTEN TIGHTLY		
				3	a.TO SECURE PART 3 VIA PART 1 FIXED AT BODY b.THEN, TO SECURE PART 2 TIGHTLY		
				4	a.TO CONNECT THE SAME COLOR TERMINAL AT THE LH/RH SIDE EACH b.THEN, TO CONNECT THE TERMINAL OF HEAD LAMP AND WIRE HARNESS		
				5	TO ADJUST HEAD LAMP TO THE PROPER POSITION		
NO	PART NO	Q'TY	DESCRIPTION	SPEC.	REMARK		
1	92051000000	2	DOMED CAP NUT	M10*1.25P			
2	P16210110001	2	ROUND MACHINE SCREW WITH WASHER	M6*1*30			
3	P1676300000	1	FR LUGGAGE BASKET				
4	P1676310000	1	FR LUGGAGE BASKET FIX PLATE				
5	P15816000003	1	MAIN WIRE ASSEMBLY		POST USE ONLY		
6	P1581680000	1	FR SIGNAL LAMP extend WIRE		POST USE ONLY		
7.	P16610000004	1	HEAD LAMP		POST USE ONLY		
8	P1661060650	1	HEAD LAMP COVER		ONLY BLACK		
9	P1701010000	2	HEAD LAMP SPONGE		POST USE ONLY		

DOUBLE BOX-END
WRENCH 12x14
+TYPE SCREW
DRIVER #2

MOTIVE POWER INDUSTRY OP SHEET C

OP	030	MODEL	PD-30D	ASSY. NO.		PAGE	3 / 5		
				NO	OP INSTRUCTION	REMARK			
 <p style="text-align: center;">1 "R"LETTE</p>  <p style="text-align: center;">7 3 4 5</p>  <p style="text-align: center;">1 CAM AREA FORWARD 8</p>  <p style="text-align: center;">7 2 6 3/4/5</p>  <p style="text-align: center;">8 2</p> 				1	a.TO PUT PART 1 AT THE FIXED POSITION OF BODY b.TO SECURE VIA PART 3/4/5 IN ORDER, BUT NOT FASTEN TIGHTLY			DOUBLE BOX-END WRENCH 17x19 DOUBLE BOX-END WRENCH 8x10 OPEN WRENCH 8x10 DOUBLE BOX-END WRENCH 12x14	
				2	a.TO PUT PART 2 AT THE CONCAVE OF PART 1 b.TO PASS PART 6 THRU PART 1/2 IN ORDER c.THEN, TO SECURE VIA PART 7, BUT NOT FASTEN TIGHTLY				
				3	TO SECURE PART 2 VIA PART 8 AT THE RR LUGGAGE BRACKET OF BODY , BUT NOT FASTEN TIGHTLY				
				4	TO SECURE PART 5 TIGHTLY				
				5	TO SECURE PART 6/7 TIGHTLY				
				6	TO SECURE PART 8				
				NO	PART NO	Q'TY	DESCRIPTION	SPEC.	REMARK
				1	P1464010000	1	FIXING ROD COMP.(RH) STEPFLOOR PEDAL		
				2	P167F200000	1	LUGGAGE BASKET,RH /RR		
				3	92141000007	1	WASHER	21D*2T	
				4	92111000000	1	SPRING WASHER	17D*2.5T	
				5	92411000000	1	HEXAGON NUT	M10*1.25P	
				6	90190603502	1	HEXAGON FLANGE BOLT	M6*35L	
				7	92040600000	1	HEXAGON FLANGE NUT	M6*1.0P	
				8	90190801500	2	HEXAGON FLANGE BOLT	M8*15L	
				9	P167F210000	1	RH RR BASKET FIX PLATE		
				10	P16760100006	1	LUGGAGE BASKET		

MOTIVE POWER INDUSTRY OP SHEET C

OP	050	MODEL	PD-30D	ASSY. NO.		PAGE	5 / 5		
				NO	OP INSTRUCTION	REMARK			
				1	a.TO MAKE HEAD LAMP POWER CORD OK b.TO CLIP PART 1 AT THE FIXED POSITION OF FR LUGGAGE BASKET	SCISSOR			
				2	a.TO MAKE LH/FR SIGNAL LAMP POWER CORD OK b.TO CLIP PART 1 AT THE LH FIXED POSITION OF FR LUGGAGE BASKET	SCISSOR			
				3	a.TO MAKE RH/FR SIGNAL POWER CORD OK b.TO CLIP AT THE RIGHT FIXED POSITION OF FR LUGGAGE BASKET	SCISSOR			
				NO	PART NO	Q'TY	DESCRIPTION	SPEC.	REMARK
				1	P1701030000	4	CABLE TIE(BLACK)		
				2.	P142P360600	1	FRAME COMP ASSY	EURO II	FOR POST ONLY
				3.	P14620000001	1	SIDE STAND COMP		
				4.	P1676320000	1	U TYPE bolt		
				5.	P1676330000	1	L TYPE PLATE		
				6.	P24030010002	1	FRT. MASTER CYLINDER		
				7.	P24036000000001	1	FRT BRAKE HOSE COMP		
				8.	P24430037203	1	FRT FORK COMP		
				9	P2461002600	1	CENTER STAND ASSY		
				10	P2481001600	1	REAR CUSHION		BLACK
				11	P2486002000	1	ENGINE HANGER COMP.		
				12	P26320002K01	1	FRT FENDER		POSK 2K YELLOW
				13	P5544010000	1	RESTRAIN RING		
				14					
				15					
				16					
				17					